

# Metlam Australia Hand Dryers



A Hand Dryer solution for every project and every budget,  
Metlam Australia has your requirements covered.

Proudly Australian owned and  
celebrating over 20 years in the market.



**It's time to discover the difference!**



Celebrating over 20 years in operation, Metlam Australia is a proud wholly Australian-owned and managed company specialising in the manufacture of quality Commercial Washroom Accessories and Toilet Partition Hardware for the commercial, residential, hospitality, health, science, care, education, security and public facilities markets.

## Our Hand Dryers

Metlam Australia has a range of fast, efficient, functional and cost-effective hand dryers for every project requirement. Our range includes elements of innovative Australian design and local assembly - from slimline contemporary designs through to ultra-efficient automatic high velocity drying. You can't go past Metlam Australia Hand Dryers to address any commercial washroom hand dryer requirements.

## Our products are suitable for:



COMMERCIAL / INDUSTRIAL FACILITIES



HEALTH AND AGED CARE / RESEARCH FACILITIES



HOSPITALITY AND LEISURE FACILITIES



RESIDENTIAL FACILITIES



EDUCATIONAL FACILITIES



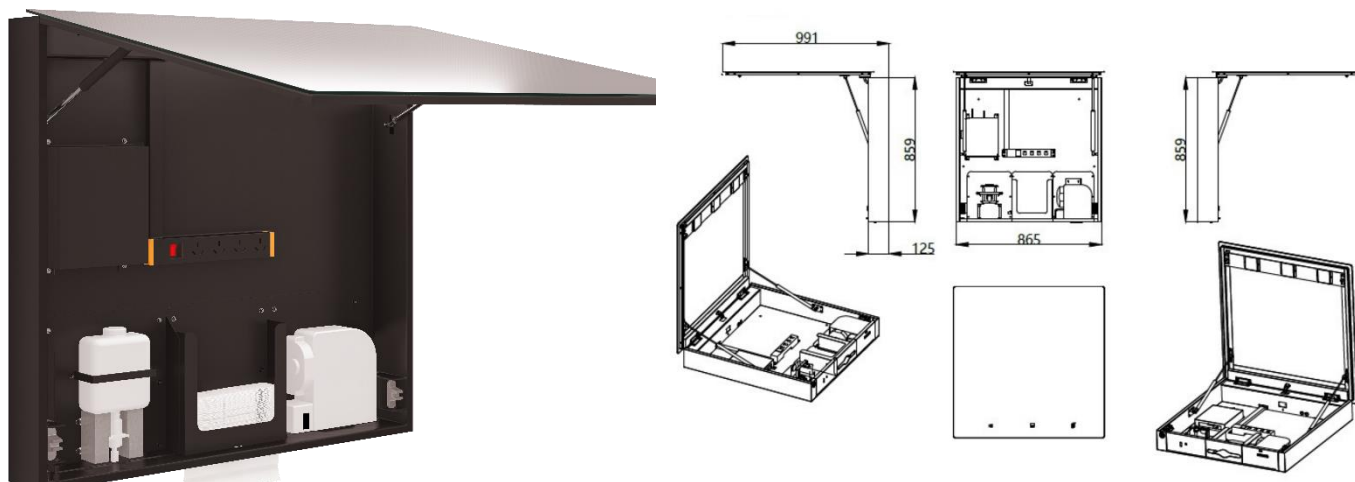
ACCESSIBLE COMPLIANT



PUBLIC FACILITIES

# ML\_IMC3\_LUX

Integrated Mirror Cabinet – Includes Hand Dryer, Soap Dispenser & Paper Towel Dispenser



## ML\_IMC3\_LUX SPECIFICATIONS

Material	1.2mm #304 Satin Stainless Steel
Hand Dryer	1000W, 220V-250V, Automatic Sensor Hand Dryer, 15-20 Seconds Drying Time, Hand Dryer is plugged into the Integrated Power Board
Soap Dispenser	1000ml Automatic Sensor Soap Dispenser
Features	<ul style="list-style-type: none"><li>- Integrated Hand Dryer, Soap Dispenser and Paper Towel Dispenser.</li><li>- 5mm Thick Frameless Glass.</li><li>- Sign of Function Indicator Light.</li><li>- Back-Lit Consumable Icons.</li><li>- Decorative Light Behind the Mirror.</li><li>- Tumbler Lock &amp; Key.</li><li>- Mirror is supported by Twin-Damped Gas Springs.</li><li>- 15 Amp Cord, Adaptor Included.</li></ul>
Dimensions	859mmH x 865mmW x 125mmD
Warranty	3 year Warranty. Hand Dryer comes with Full Replacement Warranty



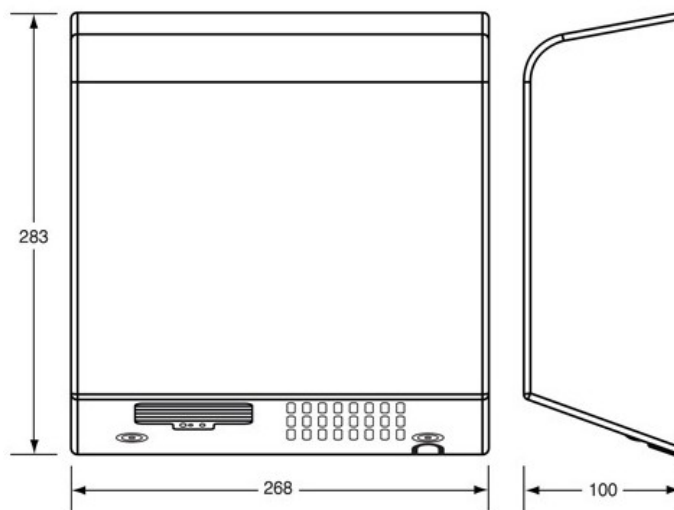
\*Accessible compliant when installed in accordance with AS1428.1. guidelines.

Safety Approvals



# ML\_100N\_SS

## Slimline Automatic Operation Hand Dryer



### ML\_100N\_SS SPECIFICATIONS

Material	1.2mm #304 Satin Stainless Steel
Motor	1/4 HP, 7500 rpm, Brush Type, Dual Ball Bearings Motor, Thermal Protection-Auto Resetting Thermostat turns off at 105°C
Power Use	230-240 Vac, 50/60Hz, 2200-2400W
Sound Level	70db (+/-3)
Drying Time	Less than 15 seconds
DP Rating	IPX 1
Element	2200W @ 240VAC
Heater	87°C auto resetting thermostat, 141°C auto reset safety cut off
Warm Air	Output: 314.5m <sup>3</sup> /h (185 CFM), Temp: Ambient +20°C
Protection	60 sec power cut off, auto reset
Timing	2 sec delay turn off after last read
Sensor/Range	Adjustable, standard 18cm ± 2cm
Case Security	2 SS theft resistant hex drive screws (hex key supplied)
Net Weight	4.5kg
Dimensions	268mmW x 283mmH x 100mmD
Warranty	Warranty for the Term of FIVE (5) Years – Incorporating THREE (3) years for Replacement or Repair and TWO (2) further years for Parts only.
Note	Unit can be hard wired by electrician or used with cord and plug provided



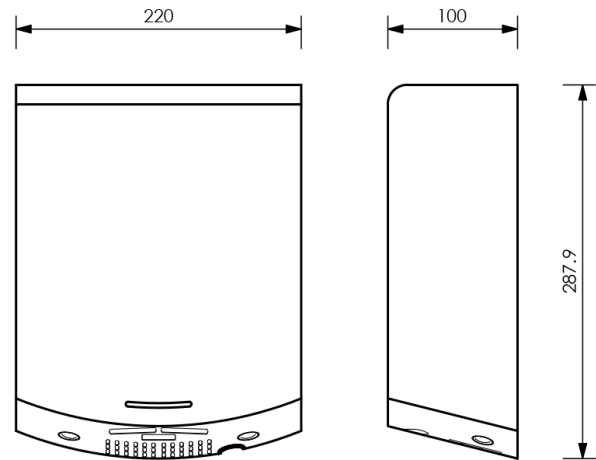
\*Accessible compliant when installed in accordance with AS1428.1. guidelines.

Safety Approvals



# ML\_ECLIPSE\_DESIGNER

## Slimline Automatic Operation Hand Dryer



### ML\_ECLIPSE\_DESIGNER SPECIFICATIONS

<b>Material</b>	1.2mm Designer Matte Black Powder Coat Steel
<b>Features</b>	Patented high-flow dual air outlets
<b>Motor</b>	250-500W Brush Type: Dual Ball Bearings, 16,000-29,000 RPM, 95°C auto reset overload
<b>Power Use</b>	220-240V, 50Hz, 1000W
<b>Sound Level</b>	72 DB (+-3) @1M
<b>Drying Time</b>	Less than 15 seconds
<b>DP Rating</b>	IP 24
<b>Element</b>	325 - 500W, adjustable
<b>Heater</b>	Auto resetting thermostat turns unit off at 85°C
<b>Warm Air</b>	Speed: 95-115m/s (adjustable), Temp: Ambient +25°
<b>Protection</b>	60 sec power cut off, auto reset
<b>Sensor/Range</b>	Infrared Automatic - 152mm +/-20mm preset, Blue LED indicates operation/range
<b>Case Security</b>	2 SS theft resistant hex drive screws (hex key supplied)
<b>Net Weight</b>	4.2kg
<b>Dimensions</b>	220mmW x 287.9mmH x 100mmD
<b>Warranty</b>	Warranty for the Term of FIVE (5) Years – Incorporating THREE (3) years for Replacement or Repair and TWO (2) further years for Parts only.
<b>Note</b>	Unit can be hard wired by electrician or used with cord and plug provided



\*Accessible compliant when installed in accordance with AS1428.1. guidelines.

Safety Approvals



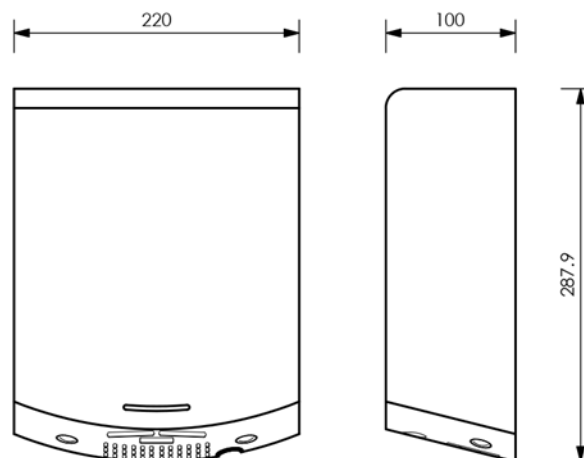
Green Certificates



WEEE RoHS

# ML\_ECLIPSE05\_SS

## Slimline Automatic Operation Hand Dryer



### ML\_ECLIPSE05\_SS SPECIFICATIONS

Material	1.2mm #304 Satin Stainless Steel
Features	Patented high-flow dual air outlets
Motor	250-500W Brush Type: Dual Ball Bearings, 16,000-29,000 RPM, 95°C auto reset overload
Power Use	220-240V, 50Hz, 1000W
Sound Level	72 DB (+-3) @1M
Drying Time	Less than 15 seconds
DP Rating	IP 24
Element	325 - 500W, adjustable
Heater	Auto resetting thermostat turns unit off at 85°C
Warm Air	Speed: 95-115m/s (adjustable), Temp: Ambient +25°
Protection	60 sec power cut off, auto reset
Sensor/Range	Infrared Automatic - 152mm +/-20mm preset, Blue LED indicates operation/range
Case Security	2 SS theft resistant hex drive screws (hex key supplied)
Net Weight	4.2kg
Dimensions	220mmW x 287.9mmH x 100mmD
Warranty	Warranty for the Term of FIVE (5) Years – Incorporating THREE (3) years for Replacement or Repair and TWO (2) further years for Parts only.
Note	Unit can be hard wired by electrician or used with cord and plug provided



\*Accessible compliant when installed in accordance with AS1428.1. guidelines.

Safety Approvals



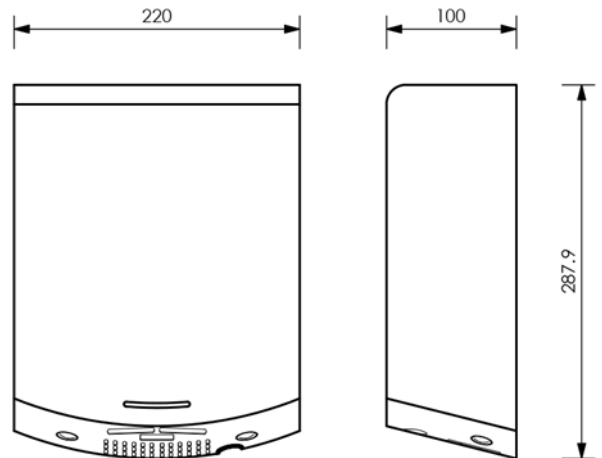
Green Certificates



WEEE RoHS

# ML\_ECLIPSE01\_WHT

## Slimline Automatic Operation Hand Dryer



### ML\_ECLIPSE01\_WHT SPECIFICATIONS

<b>Material</b>	1.2mm #304 White Powder Coat Steel
<b>Features</b>	Patented high-flow dual air outlets
<b>Motor</b>	250-500W Brush Type: Dual Ball Bearings, 16,000-29,000 RPM, 95°C auto reset overload
<b>Power Use</b>	220-240V, 50Hz, 1000W
<b>Sound Level</b>	72 DB (+/-3) @1M
<b>Drying Time</b>	Less than 15 seconds
<b>DP Rating</b>	IP 24
<b>Element</b>	325 - 500W, adjustable
<b>Heater</b>	Auto resetting thermostat turns unit off at 85°C
<b>Warm Air</b>	Speed: 95-115m/s (adjustable), Temp: Ambient +25°C
<b>Protection</b>	60 sec power cut off, auto reset
<b>Sensor/Range</b>	Infrared Automatic - 152mm +/-20mm preset, Blue LED indicates operation/range
<b>Case Security</b>	2 SS theft resistant hex drive screws (hex key supplied)
<b>Net Weight</b>	4.2kg
<b>Dimensions</b>	220mmW x 287.9mmH x 100mmD
<b>Warranty</b>	Warranty for the Term of FIVE (5) Years – Incorporating THREE (3) years for Replacement or Repair and TWO (2) further years for Parts only.
<b>Note</b>	Unit can be hard wired by electrician or used with cord and plug provided



\*Accessible compliant when installed in accordance with AS1428.1. guidelines.

Safety Approvals



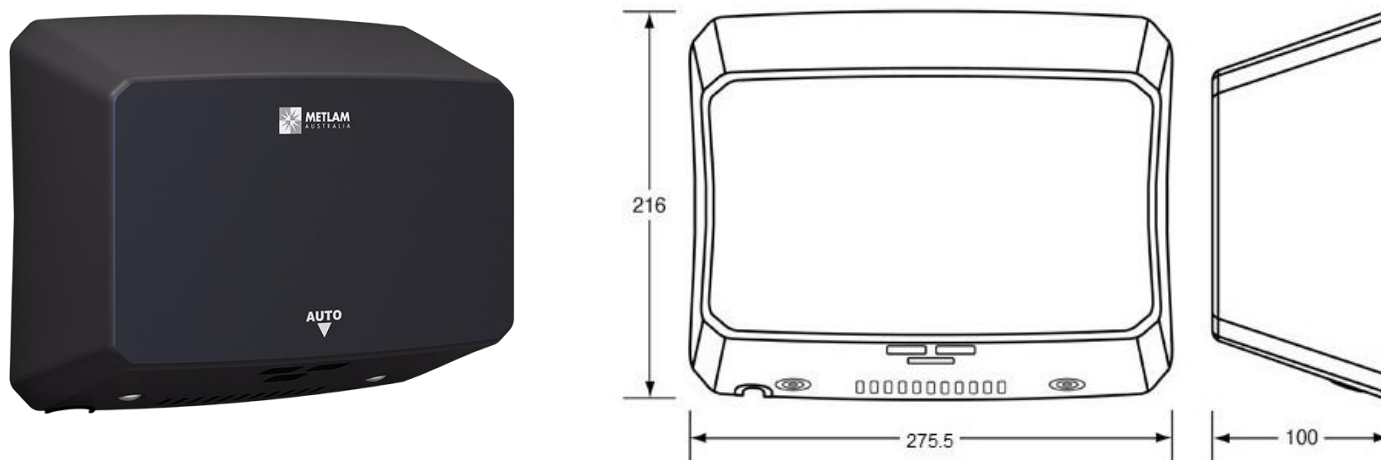
Green Certificates





# ML\_ECOSLENDER\_DESIGNER

Slimline Eco Automatic Operation Hand Dryer



## ML\_ECOSLENDER\_DESIGNER SPECIFICATIONS

<b>Material</b>	1.2mm Designer Matte Black Powder Coated Steel
<b>Features</b>	Contemporary curved design, Patented high-flow dual air outlets
<b>Motor</b>	Brush Type, Dual Ball Bearings, 16,000-29,000 RPM, 95°C auto reset overload
<b>Power Use</b>	240V, 50Hz, 1000W, 4.17A
<b>Sound Level</b>	68.9dB - 74.3dB (Adjustable)
<b>Drying Time</b>	Less than 15 seconds
<b>DP Rating</b>	IP 24
<b>Element</b>	325 - 500W, (Adjustable)
<b>Heater</b>	ON/OFF Heating Options, 85°C auto resetting thermostat, 142°C auto reset safety cut off
<b>Warm Air</b>	Speed: 45.5-70m/s (adjustable), Temp: Ambient +25°C
<b>Protection</b>	60 sec power cut off, auto reset
<b>Sensor/Range</b>	Infrared Automatic, Self Adjusting, 170mm+/-20mm, Blue LED indicates operation/range
<b>Case Security</b>	2 SS theft resistant hex drive screws (hex key supplied)
<b>Net Weight</b>	3.8kg
<b>Dimensions</b>	275.5mmW x 216mmH x 100mmD
<b>Warranty</b>	Warranty for the Term of FIVE (5) Years – Incorporating THREE (3) years for Replacement or Repair and TWO (2) further years for Parts only.
<b>Note</b>	Unit can be hard wired by electrician or used with cord and plug provided



\*Accessible compliant when installed in accordance with AS1428.1. guidelines.

Safety Approvals



Green Certificates



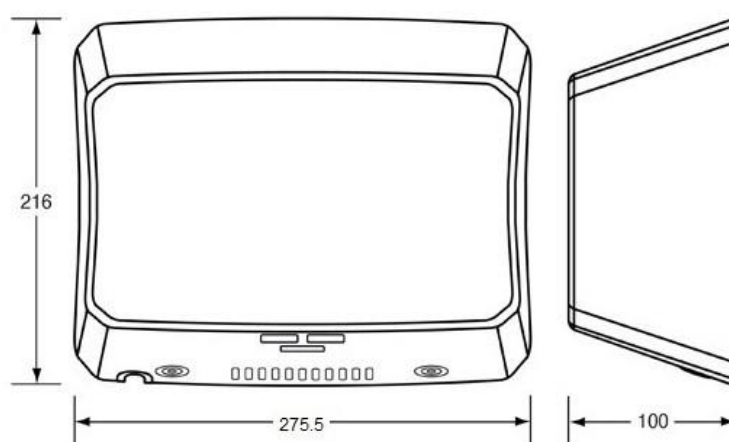
WEEE RoHS





# ML\_ECOSLENDER05\_SS

Slimline Eco Automatic Operation Hand Dryer



## ML\_ECOSLENDER05\_SS SPECIFICATIONS

<b>Material</b>	1.2mm #304 Satin Stainless Steel
<b>Features</b>	Contemporary curved design, Patented high-flow dual air outlets
<b>Motor</b>	Brush Type, Dual Ball Bearings, 16,000-29,000 RPM, 95°C auto reset overload
<b>Power Use</b>	240V, 50Hz, 1000W, 4.17A
<b>Sound Level</b>	68.9dB - 74.3dB (Adjustable)
<b>Drying Time</b>	Less than 15 seconds
<b>DP Rating</b>	IP 24
<b>Element</b>	325 - 500W, (Adjustable)
<b>Heater</b>	ON/OFF Heating Options, 85°C auto resetting thermostat, 142°C auto reset safety cut off
<b>Warm Air</b>	Speed: 45.5-70m/s (adjustable), Temp: Ambient +25°C
<b>Protection</b>	60 sec power cut off, auto reset
<b>Sensor/Range</b>	Infrared Automatic, Self Adjusting, 170mm+/-20mm, Blue LED indicates operation/range
<b>Case Security</b>	2 SS theft resistant hex drive screws (hex key supplied)
<b>Net Weight</b>	3.8kg
<b>Dimensions</b>	275.5mmW x 216mmH x 100mmD
<b>Warranty</b>	Warranty for the Term of FIVE (5) Years – Incorporating THREE (3) years for Replacement or Repair and TWO (2) further years for Parts only.
<b>Note</b>	Unit can be hard wired by electrician or used with cord and plug provided

Safety Approvals



Green Certificates

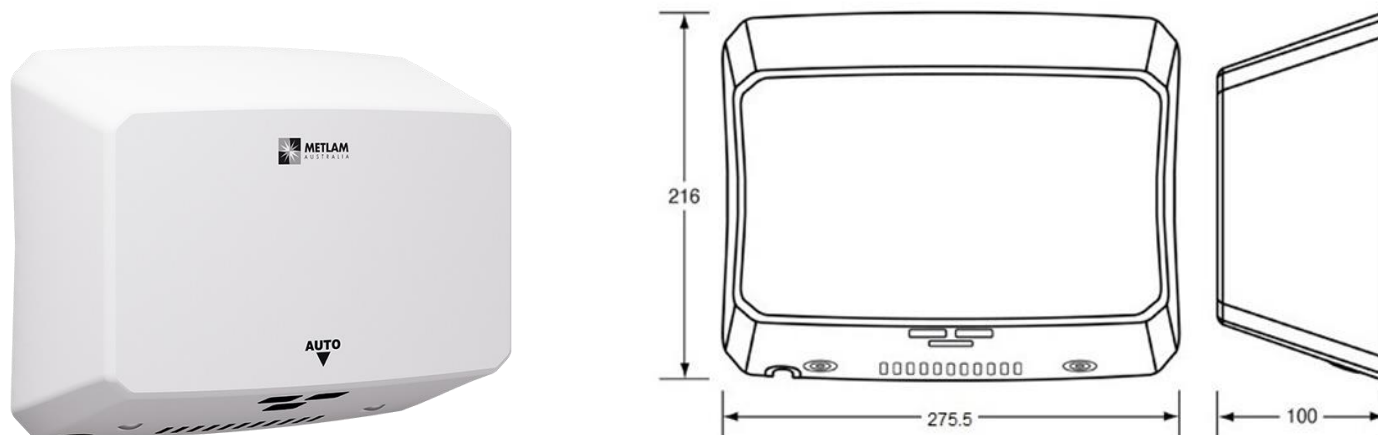


\*Accessible compliant when installed in accordance with AS1428.1. guidelines.



# ML\_ECOSLENDER01\_WHT

Slimline Eco Automatic Operation Hand Dryer



## ML\_ECOSLENDER01\_WHT SPECIFICATIONS

<b>Material</b>	1.2mm #304 White Powder Coat Steel
<b>Features</b>	Contemporary curved design, Patented high-flow dual air outlets
<b>Motor</b>	Brush Type, Dual Ball Bearings, 16,000-29,000 RPM, 95°C auto reset overload
<b>Power Use</b>	240V, 50Hz, 1000W, 4.17A
<b>Sound Level</b>	68.9dB - 74.3dB (Adjustable)
<b>Drying Time</b>	Less than 15 seconds
<b>DP Rating</b>	IP 24
<b>Element</b>	325 - 500W, (Adjustable)
<b>Heater</b>	ON/OFF Heating Options, 85°C auto resetting thermostat, 142°C auto reset safety cut off
<b>Warm Air</b>	Speed: 45.5-70m/s (adjustable), Temp: Ambient +25°C
<b>Protection</b>	60 sec power cut off, auto reset
<b>Sensor/Range</b>	Infrared Automatic, Self Adjusting, 170mm+/-20mm, Blue LED indicates operation/range
<b>Case Security</b>	2 SS theft resistant hex drive screws (hex key supplied)
<b>Net Weight</b>	3.8kg
<b>Dimensions</b>	275.5mmW x 216mmH x 100mmD
<b>Warranty</b>	Warranty for the Term of FIVE (5) Years – Incorporating THREE (3) years for Replacement or Repair and TWO (2) further years for Parts only.
<b>Note</b>	Unit can be hard wired by electrician or used with cord and plug provided



\*Accessible compliant when installed in accordance with AS1428.1. guidelines.

Safety Approvals

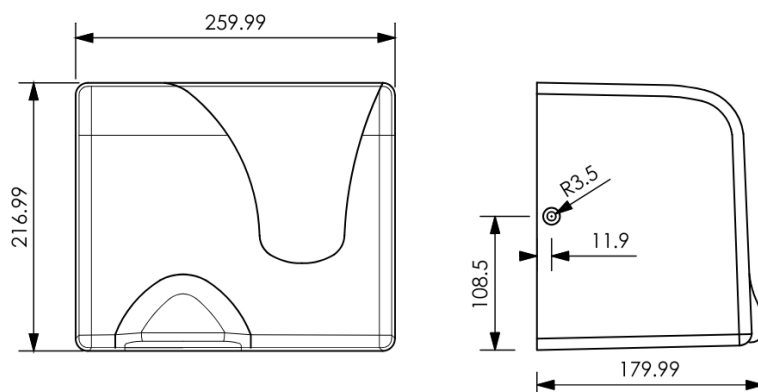


Green Certificates



# ML\_1800\_WHT

## Automatic Operation ABS Hand Dryer



### ML\_1800\_WHT SPECIFICATIONS

Casing	3.0mm White High-Grade Fire-Retardant ABS
Motor	80W Brushless, 2850 RPM, 105°C auto reset overload
Power Use	240V, 50Hz, 1800W, 7.50A
Sound Level	55db (+/- 3)
Drying Time	30-35 seconds
DP Rating	IPX 1
Heater	87°C auto resetting thermostat, 142°C auto reset safety cut off
Warm Air	Speed: 14.5m/s, Temp: Ambient +20°
Protection	60 sec power cut off, auto reset
Timing	2 sec delay turn off after last read
Sensor/Range	Auto Infrared - 180mm +/-20mm preset, 100 - 300mm adjust
Case Security	2 SS theft resistant hex drive screws (hex key supplied)
Net Weight	3.5kg
Dimensions	259.99mmW x 216.99mmH x 179.99mmD
Warranty	Warranty for the Term of FIVE (5) Years – Incorporating THREE (3) years for Replacement or Repair and TWO (2) further years for Parts only.
Note	Unit can be hard wired by electrician or used with cord and plug provided



Warren Park Rugby League Stadium, NT



Optus Stadium, WA



Ashmore City Shopping Centre, QLD

# ML\_ECLIPSE\_3N1REC\_D

Recessed Paper Towel Dispenser,  
Hand Dryer & Waste Receptacle



## ML\_ECLIPSE\_3N1REC\_D SPECIFICATIONS

<b>Material/Finish</b>	#304 Satin Stainless Steel
<b>Features</b>	Unit fitted with security lock, Seamless welds, rolled edges
<b>Dispenser/ Option</b>	300 Interfold paper towels, 500 Interleaved paper towels
<b>Hand Dryer</b>	Eclipse Auto Dryer
<b>Warranty</b>	Warranty for the Term of FIVE (5) Years – Incorporating THREE (3) years for Replacement or Repair and TWO (2) further years for Parts only.
<b>Motor</b>	250-500W Brush Type, Dual Ball Bearings, 29,000 RPM, 95°C auto reset overload
<b>Power Use</b>	240V, 50Hz, 1000W
<b>Power Supply</b>	Hard wired - 4 electrical cable entry points available
<b>Drying Time</b>	Less than 15 seconds
<b>DP Rating</b>	IP 24
<b>Heater</b>	85°C auto reset safety cut off
<b>Warm Air</b>	Speed: 70m/s, Temp: Ambient +25°C
<b>Protection</b>	60 sec power cut off, auto reset
<b>Disposal</b>	21L Removable Stainless Steel waste container
<b>Overall Size</b>	1500mmH x 318mmW x 190mmD
<b>Wall Opening</b>	1472mmH x 290mmW x 192mmD
<b>Note</b>	Unit is to be hard wired by licensed electrician, Unit is supplied with 2 keys



\*Accessible compliant when installed in accordance with AS1428.1. guidelines.

Safety Approvals



Green Certificates



WEEE RoHS

# ML\_ECLIPSE\_3N1SM\_D

Surface Mounted Paper Towel  
Dispenser, Hand Dryer & Waste  
Receptacle



## ML\_ECLIPSE\_3N1SM\_D SPECIFICATIONS

<b>Material/Finish</b>	#304 Satin Stainless Steel
<b>Features</b>	Unit fitted with security lock, Seamless welds, Rolled Edges, Unit is Supplied with 2 Keys
<b>Dispenser/Option</b>	300 Interfold paper towels, 500 Interleaved paper towels
<b>Hand Dryer</b>	Eclipse Auto Dryer
<b>Warranty</b>	Warranty for the Term of FIVE (5) Years – Incorporating THREE (3) years for Replacement or Repair and TWO (2) further years for Parts only.
<b>Motor</b>	250-500W Brush Type, Dual Ball Bearings, 29,000 RPM, 95°C auto reset overload
<b>Power Use</b>	240V, 50Hz, 1000W
<b>Power Supply</b>	Hard wired - 4 electrical cable entry points available
<b>Drying Time</b>	Less than 15 seconds
<b>DP Rating</b>	IP 24
<b>Heater</b>	85°C auto reset safety cut off
<b>Warm Air</b>	Speed: 70m/s, Temp: Ambient +25°C
<b>Protection</b>	60 sec power cut off, auto reset
<b>Disposal</b>	21L Removable Stainless Steel waste container
<b>Overall Size</b>	1500MMH X 318MMW X 182MMD
<b>Note</b>	Unit is to be hard wired by licensed electrician, Unit is supplied with 2 keys



\*Accessible compliant when installed in accordance with AS1428.1. guidelines.

Safety Approvals



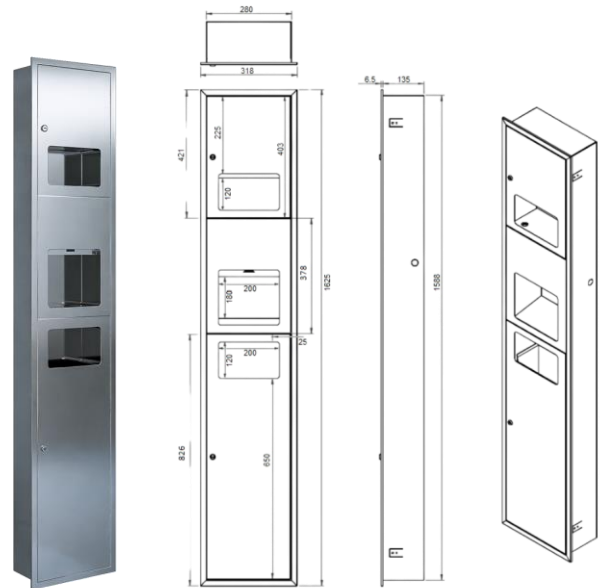
Green Certificates





# ML\_ECO\_73N1REC

Recessed Paper Towel Dispenser,  
Receptacle Hand Dryer & Waste



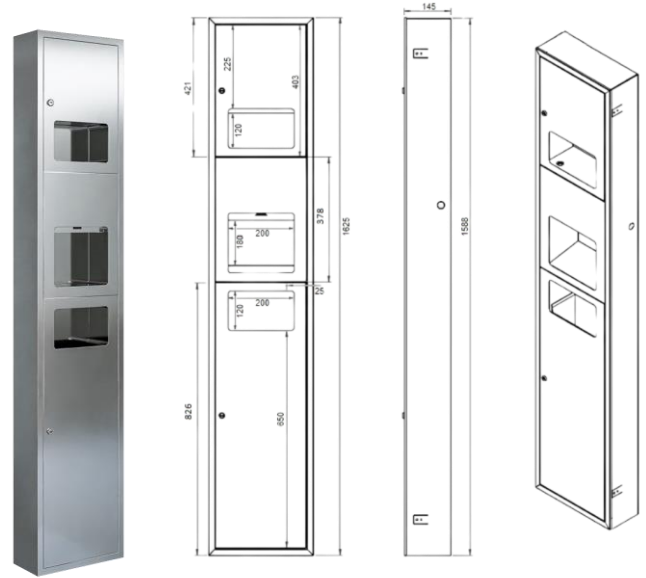
## ML\_ECO\_73N1REC SPECIFICATIONS

<b>Material/Finish</b>	#304 Satin Stainless Steel
<b>Features</b>	Unit fitted with security lock, Full length piano hinge on doors, Seamless welds, rolled edges
<b>Dispenser/Option</b>	300 Interfold paper towels, 500 Interleaved paper towels
<b>Hand Dryer</b>	EcoFast Auto Dryer
<b>Warranty</b>	Warranty for the Term of FIVE (5) Years – Incorporating THREE (3) years for Replacement or Repair and TWO (2) further years for Parts only.
<b>Motor</b>	500W Brush Type: Dual Ball Bearings, 29,000RPM 105°C auto resetting safety overload thermostat
<b>Power Use</b>	240V, 50Hz, 1000W, 4.17A
<b>Power Supply</b>	Hard wired - 4 electrical cable entry points available
<b>Drying Time</b>	Less than 15 seconds
<b>DP Rating</b>	IPX1
<b>Heater</b>	85°C auto reset safety cut off
<b>Warm Air</b>	Speed: 90m/s, Temp: Ambient +30°C
<b>Protection</b>	60 sec power cut off, auto reset
<b>Disposal</b>	20L Removable Stainless Steel waste container
<b>Overall Size</b>	318mmW x 1625mmH x 141.5mmD
<b>Wall Opening</b>	290mmW x 1600mmH x 145mmD
<b>Specify</b>	Recessed
<b>Note</b>	Unit is to be hard wired by licensed electrician. Unit is supplied with 2 keys



# ML ECO 73N1SM

Surface Mount Paper Towel  
Dispenser, Receptacle Hand Dryer  
& Waste



## ML\_ECO\_73N1SM SPECIFICATIONS

<b>Material/Finish</b>	#304 Satin Stainless Steel
<b>Features</b>	Unit fitted with security lock, Full length piano hinge on doors, Seamless welds, rolled edges
<b>Dispenser/Option</b>	300 Interfold paper towels / 500 Interleaved paper towels
<b>Hand Dryer</b>	Eco Auto Dryer
<b>Warranty</b>	Warranty for the Term of FIVE (5) Years – Incorporating THREE (3) years for Replacement or Repair and TWO (2) further years for Parts only.
<b>Motor</b>	500W Brush Type: Dual Ball Bearings, 29,000RPM 105°C auto resetting safety overload thermostat
<b>Power Use</b>	240V, 50Hz, 1000W, 4.17A
<b>Power Supply</b>	Hard wired - 4 electrical cable entry points available
<b>Drying Time</b>	Less than 15 seconds
<b>DP Rating</b>	IPX1
<b>Heater</b>	85°C auto reset safety cut off
<b>Warm Air</b>	Speed: 90m/s, Temp: Ambient +30°C
<b>Protection</b>	60 sec power cut off, auto reset
<b>Disposal</b>	20L Removable Stainless Steel waste container
<b>Overall Size</b>	318mmW x 1625mmH x 141.5mmD
<b>Specify</b>	Surface Mounted
<b>Note</b>	Unit is to be hard wired by licensed electrician. Unit is supplied with 2 keys



**Optus Stadium, WA**



**Maryborough Highland Society, VIC**



**Hotel Esplanade, VIC**

Our Hand Dryers have been used in countless projects across market segments throughout Australasia.

Metlam Australia has a Hand Dryer solution for every project and budget.



**Martial Arts Centre, Liverpool NSW**



**Waikerie Recreation Centre, SA**



**Melbourne Recital Centre, VIC**



**The Lights Community and Sports Centre, SA**



**McDonalds, South Melbourne Vic**



**146 Marsden Street, Parramatta NSW**



**METLAM**  
A U S T R A L I A



**METLAM**  
A U S T R A L I A

For further information on our product range please contact us at:  
1300 Metlam for all calls inside Australia  
Head Office: 17 Parkers Road, New Gisborne VIC 3438

T: +61 3 5420 8800

E: [sales@metlam.com.au](mailto:sales@metlam.com.au)

Website: [www.metlam.com.au](http://www.metlam.com.au)



The technical recommendations contained in this document are necessarily of a general nature and should not be relied on for specific applications without first securing competent advice. Whilst Metlam Australia Pty Ltd has taken all reasonable steps to ensure the information contained herein is accurate and current, it does not warrant the accuracy or completeness of the information and does not accept liability for errors or omissions. Any commercial product should only be installed by a competent tradesperson and serviced/maintained by knowledgeable janitorial staff or competent people. Metlam Australia accepts no responsibility for any damage to product, walls or fixtures due to incorrect installation or maintenance of any of their products.